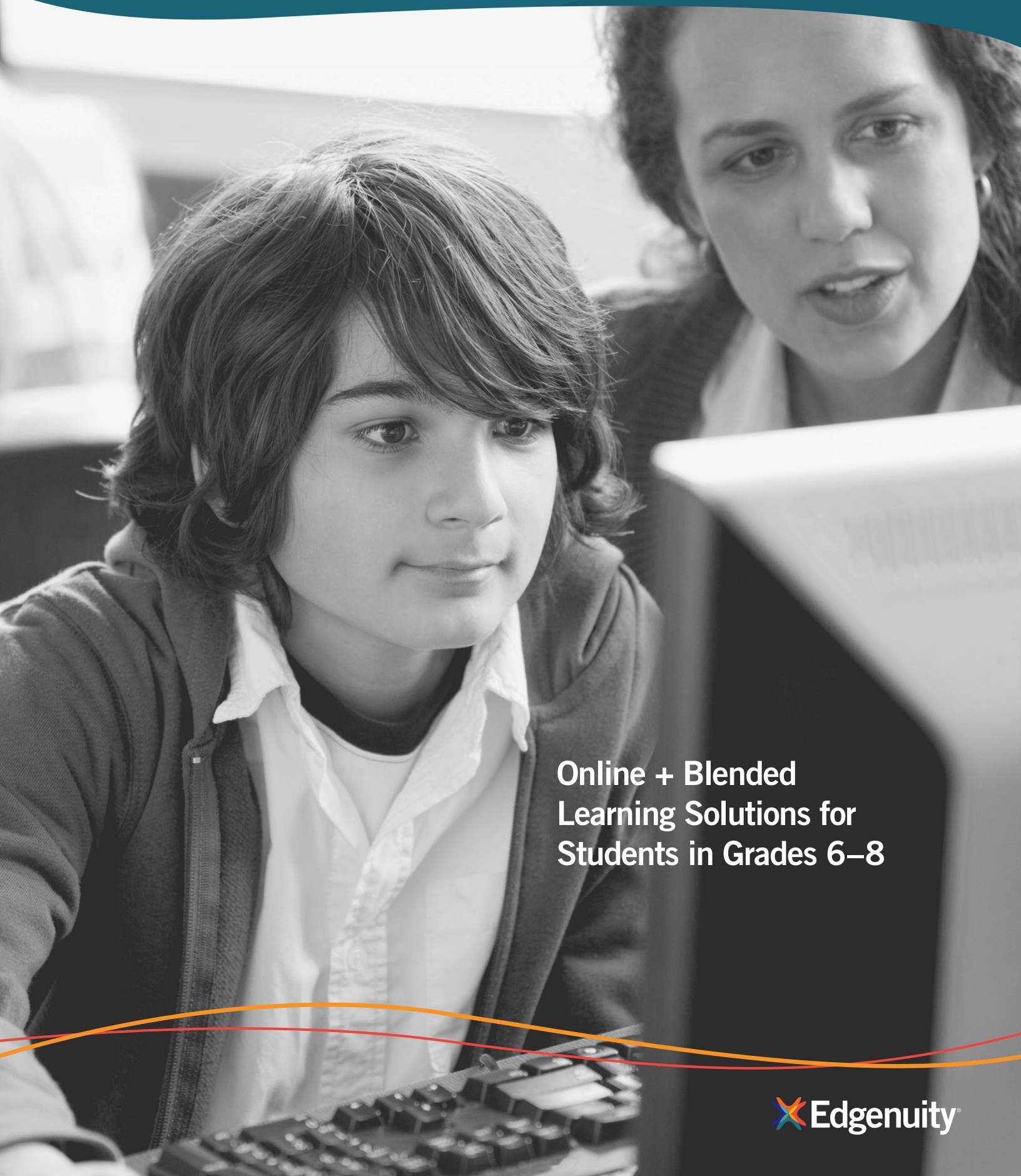


Middle School



Online + Blended
Learning Solutions for
Students in Grades 6–8



Personalized Solutions that Ensure Academic Success

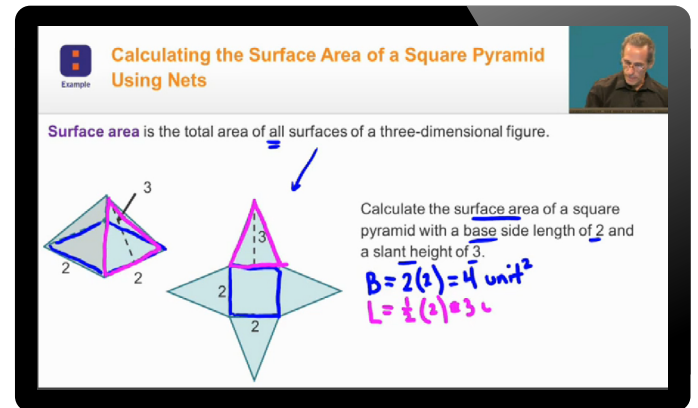
Today's middle school classrooms need rigorous, engaging learning tools that support students' varied learning styles. Edgenuity's online solutions help students receive the instruction and practice they need to excel academically. Plus, with real-time data, customization, and management tools, teachers and administrators have the resources they need to intervene, motivate, and foster success.

Online Curriculum

Help students build content knowledge, critical thinking, and study skills.

Edgenuity Courseware™ for ELA, math, science, social studies, world languages, CTE, and electives is designed to help students meet the rigor of Common Core and state standards. Our courses can be used for initial credit, content, concept, or credit recovery, or in conjunction with other classroom resources to ensure subject-area mastery.

- **DIRECT INSTRUCTION VIDEOS:** Expert on-screen teachers provide instruction, model strategic thinking, and make real-world connections.
- **INTERACTIVE TASKS AND ASSIGNMENTS:** Students read, write, explore, create, practice, predict, and more in order to develop analytical and critical-thinking skills.
- **FORMATIVE AND SUMMATIVE ASSESSMENTS:** A variety of assessments test for mastery and provide immediate, actionable feedback for students and teachers.
- **INTERACTIVE LEARNING TOOLS:** A full suite of learning tools and scaffolds, including read aloud and text translation, help students access content, organize information, and complete assignments.



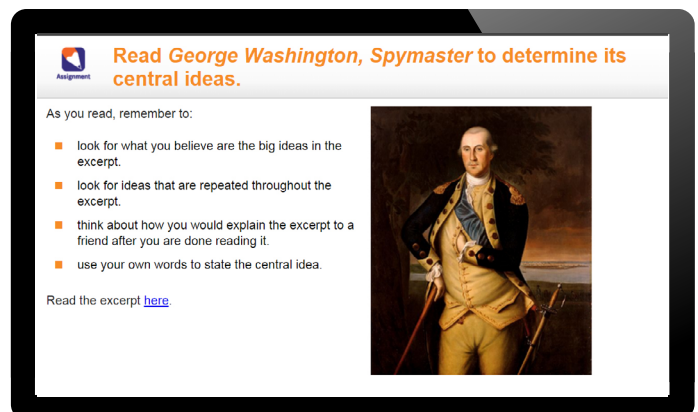
Calculating the Surface Area of a Square Pyramid Using Nets

Surface area is the total area of all surfaces of a three-dimensional figure.

Calculate the surface area of a square pyramid with a base side length of 2 and a slant height of 3.

$$B = 2(2) = 4 \text{ unit}^2$$
$$L = \frac{1}{2}(2)(3) = 3$$

The screenshot shows a 3D pyramid and its net. The pyramid has a square base with side length 2 and a slant height of 3. The net consists of the square base and four congruent triangles. Handwritten calculations show the base area B = 2(2) = 4 unit² and the lateral area L = 1/2(2)(3) = 3.




Read George Washington, Spymaster to determine its central ideas.

As you read, remember to:

- look for what you believe are the big ideas in the excerpt.
- look for ideas that are repeated throughout the excerpt.
- think about how you would explain the excerpt to a friend after you are done reading it.
- use your own words to state the central idea.

Read the excerpt [here](#).



The screenshot shows an assignment interface with a list of reading strategies and a portrait of George Washington.

Personalized Intervention



Edgenuity
MyPath[®]

Help students catch up, keep up, or get ahead.

MyPath™ is an online intervention program that offers data-driven differentiated instruction for mathematics and reading.

- **ASSESS STUDENTS:** A placement exam determines the best instruction for each student. Or, schools can import scores from NWEA™ MAP® Growth™, Renaissance Star 360®, and Scantron® Performance Series® assessments to develop recommendations based on data you already have.
- **PERSONALIZE INSTRUCTION:** Based on the assessment data, the system automatically recommends an Individualized Learning Path that focuses on the skills and concepts each student is ready to learn.
- **MONITOR PROGRESS:** Detailed and dynamic reports provide educators with the tools to identify topics that are challenging for students and create flexible groups for reteaching.



Test Readiness



Edgenuity
UpSmart[®]

Ensure every student can be successful with adaptive practice, assessment, and instruction.

UpSmart™ is a new supplemental learning program designed to ensure all students in grades 6–8 can demonstrate mastery of state standards in ELA and math. The program uses adaptive assessments to continually determine what each student is ready to learn and then provides the right level of instruction and practice for each topic.

- **TOPIC SCREENER:** Students begin each topic with a short, targeted assessment designed to place students into the right level.
- **ADAPTIVE PRACTICE:** Students respond to a highly adaptive set of technology-enhanced tasks that reinforce and assess the skills in each level.
- **JUST-IN-TIME INSTRUCTION:** Students can receive a number of scaffolds—hints, answer-specific feedback, and direct instruction and modeling—to help them complete tasks and develop a deeper understanding of the skill being assessed.

Support for All Students

Embedded scaffolds and learning tools in our Edgenuity Courseware and MyPath support all students, including English language learners and students with special needs.

TOOLBAR

A robust toolbar provides highlighting, text annotation, read aloud, and lesson-specific tools.

TRANSLATIONS

Students can translate on-screen text into their home language.

GLOSSARY + TRANSCRIPT

Students can access a lesson glossary and a complete lesson transcript.

The screenshot displays the Edgenuity interface for a lesson titled "Elizabeth Cady Stanton's Early Influences". The interface is divided into several sections:

- Top Bar:** Shows "Language Arts 8 - ELA3008", "English", and the user "John Doe".
- Lesson Title:** "Elizabeth Cady Stanton's Early Influences" with "Instruction" and "Active" tabs.
- Video Player:** A video player showing a woman speaking. Below the video is a progress bar and a play button.
- Text Box:** A text box containing a quote from Elizabeth Cady Stanton: "When I was eleven years old, two events occurred which changed considerably the current of my life. My only brother, who had just graduated from Union College, came home to die. A young man of great talent and promise, he was the pride of my father's heart. We early felt that this son filled a larger place in our father's affections and future plans than the five daughters together. —Eighty Years and More: Reminiscences, 1815–1897, Elizabeth Cady Stanton".
- Questions:** A list of questions: "Who are the key people in the text?", "What are the key events in the text?", "How do the key events affect the author?", "What are the central ideas of the text?", and "How does the author view the central ideas, key people, and key events?".
- Digital Notebook:** A sidebar on the right with tabs for "eNotes", "Glossary", and "Transcript". It contains a definition of "viewpoint: a person's perspective, position, or opinion" and a section for "Add New Note" with the text "questions to ask: 1. who are the key people in the story? 2. what are the key events?".

VIDEO

Students can pause and rewind any video to hear challenging concepts explained again.

CAPTIONS

Students can view simultaneous captions for all lessons.

DIGITAL NOTEBOOK

Students can take notes as they learn, encouraging active learning and providing a record teachers can review in real time.

Learn how Edgenuity can help you meet your academic goals and more at: edgenuity.com/middle-school

877.7CLICKS
solutions@edgenuity.com